

Insulate now and keep your family warm & healthy

Government funding available



Warm Up New Zealand:
Heat Smart



Insulation makes a big difference

Many New Zealand homes are cold and damp because they don't have enough insulation. Properly installed ceiling and underfloor insulation makes a big difference. A warm dry home is not just nicer to live in, it is also healthier and easier to heat.

Don't just take our word for it.

Already over 100,000 New Zealand households have improved the insulation of their homes through Warm Up New Zealand: Heat Smart.

When we asked people about the impact of the work, a massive 84% noticed they had a warmer home after the insulation was installed. A number of people have also noticed a real health benefit, including those with asthma.



Dave and Amanda – *“One of the triggers for Cam’s asthma is cold air and after the insulation was put in – dramatic improvement. So instead of lying in bed and listening to him cough all night we get a good night sleep; both him and us.”*



Alan and Jenny – *“The place is warmer; it’s drier. I breathe a lot easier and I don’t have to run around turning heaters on all over the place.”*



Alepano and Fay – *“I haven’t had asthma since, so you know, it is really good. It saves a lot of money going to the doctor.”*



Gary and Rachael – *“This house used to be like an ice box, now we don’t lose that warmth. Once it gets inside the house it stays inside the house.”*

Visit www.energywise.govt.nz to see their full stories.

Get up to \$1300 towards the cost of insulation

If you're a homeowner (including landlords) – and your house was built before the year 2000, you can get 33% up to \$1,300¹ off the cost of installing ceiling and underfloor insulation through an approved Service Provider, **regardless of your income**.

You can also get \$500 towards the cost of installing an efficient heater, once your home has sufficient ceiling and underfloor insulation.

For insulation to work well it is essential that it is installed properly. Approved Service Providers meet high safety and quality standards so your insulation will perform properly and keep your home warm.



Look out for insulation and heating providers that carry this ENERGYWISE™ Approval Mark.

Did you know you may be able to pay the remaining amount off through your rates or as a mortgage top up?

Ask your local council or bank or visit www.energywise.govt.nz for more details.

Funding for Community Services Card holders, or their landlords

If you have a Community Services Card, you may be able to get 60% off the total cost of insulation. If your home has sufficient insulation, limited funding of \$1,200 is available towards an efficient heater.


If you're a landlord with a tenant² who has a Community Services Card you can get 60% off the total cost of insulation. If the home has sufficient insulation, limited funding of \$500 is available towards an efficient heater.


1. All funding includes GST


2. The tenant(s) must be named on the tenancy agreement.


How do I apply for funding?


You need to talk directly to an approved Service Provider in your area. A Service Provider is an organisation that is contracted with EECA to deliver this programme.

-  **Step 1** Visit www.energywise.govt.nz to find the Service Providers in your area. We recommend you approach a number of Service Providers to get comparative quotes.

 -  **Step 2** Book in the free, no obligation assessment(s) of your home. The Service Providers will provide you with a recommendation on what you need in your house.

 -  **Step 3** Investigate flexible payment options.
 - A number of councils allow the balance of your insulation costs (after the ENERGYWISE funding) to be paid through your rates. These payments are spread over a fixed period of time helping make insulation more affordable for you.
 - The main banks in New Zealand have agreed to waive their fees if homeowners require a top-up loan to install insulation or heating under the programme. Each bank operates slightly differently so talk to them about your specific circumstances.
 - Visit www.energywise.govt.nz or contact your local council or bank directly for more information.

 -  **Step 4** Service Providers will provide you with a quote for your insulation and/or efficient heating, including the ENERGYWISE funding that you are eligible for, which will be subtracted from your quote.

 -  **Step 5** Choose your preferred Service Provider and arrange for your insulation and/or efficient heating system to be installed.
-

What can the funding be used for?

The funding can be used to install:

- ceiling **and** underfloor insulation, installed by an EECA approved Service Provider.
- an efficient heater in your main living area, if your home has been adequately insulated. Efficient heaters include:
 - 4-Star AGA flued gas heaters
 - approved solid fuel wood burners
 - approved wood pellet burners
 - ENERGY STAR® qualified heat pumps.
- a hot water cylinder wrap, pipe lagging, draught-stopping, and a ground moisture barrier, where necessary.

Average insulation cost through Warm Up New Zealand: Heat Smart

Ceiling and underfloor insulation	\$3,100
less the ENERGYWISE funding	\$1,023
Total to be paid by consumer	\$2,077

To find out more about Warm Up New Zealand: Heat Smart make sure you visit our website www.energywise.govt.nz





www.energywise.govt.nz

ENERGYWISE is brought to you by the Energy Efficiency and Conservation Authority (EECA).

Energy Efficiency and Conservation Authority
PO Box 388, Wellington

AUGUST 2011 / EEC2002